

# BSN Information Session



# BSN Programs

Traditional BSN		Accelerated BSN
No Associate's or Bachelor's degree required		Requires a Bachelor's degree (in any field other than Nursing)
Requires 60 hours of Prerequisite coursework		Requires 60 hours of Prerequisite coursework
Program Length: 24 months		Program Length: 15 months
Students only enrolled during Fall and Spring semesters (no Summer classes)		Continuous enrollment required (First Summer, Fall, Spring, and Second Summer)
Begins every Fall and Spring semester		Begins once a year in May
Fall Deadline: <b>February 1<sup>st</sup></b>	Spring Deadline: <b>August 1<sup>st</sup></b>	Summer Deadline: <b>December 15<sup>th</sup></b>

# BSN Admissions Requirements

## Before the deadline, you must:

- Complete all required math/science prerequisites (bolded on slide 5)
- Be missing no more than 9 hours of non-math/science prerequisites
- Follow all application instructions (slide 12) and ensure materials are received before the application deadline
- Meet our GPA and TEAS Score requirements:
  - Minimum cumulative GPA: 2.5
  - Minimum prerequisite GPA: 3.0
  - Minimum TEAS Score: 65

These are minimum requirements and do not guarantee admission in any way.

**If you do not meet any of the above requirements, you cannot be considered for admission.**

# Prerequisite Coursework

- The Traditional and Accelerated programs require the same 60 hours of prerequisite coursework.
- All math and science prerequisites (bolded on slide 5) must be completed before you apply.
- Only up to 9 hours of non-math/science prerequisites can be missing when you apply.
  - These remaining hours must be completed before you begin classes at UT Health San Antonio
- *Italicized\** courses can also be fulfilled by sending a transcript to NursingCAS which indicates you have completed the Texas Core Curriculum.
  - Only public colleges in Texas can provide transcripts which indicate this. If none of your transcripts indicate you have completed the Texas Core, then you will need to take these specific classes to fulfill the Core. These requirements cannot be substituted otherwise. If you have questions about fulfilling the Core Curriculum at your school, please contact your school's Registrar.

Course Name	Texas Common Course Number	Semester Hours
College Algebra (or higher)	MATH 1314	3
Elementary Statistical Methods	MATH 1342 or 1442	3
Chemistry I (No lab required)	CHEM 1305, 1311, 1405, or 1411	3
Chemistry II (No lab required)	CHEM 1307, 1312, 1407, or 1412	3
Anatomy & Physiology I & II with Labs	BIO 2401 and 2402	8
Microbiology with Lab	BIO 2420 or BIO 2421	4
Human Nutrition	BIO 1322	3
Introduction to Psychology	PSY 2301	3
Introduction to Sociology	SOC 1301	3
Growth & Development	PSY 2314	3
<i>English I &amp; II*</i>	<i>ENGL 1301 &amp; 1302</i>	6
<i>U.S. History I &amp; II*</i>	<i>HIST 1301 &amp; 1302</i>	6
<i>U.S. and Texas Government*</i>	<i>GOVT 2305 &amp; 2306</i>	6
<i>Ethics*</i>	<i>PHIL 2306</i>	3
<i>Visual &amp; Performing Arts*</i>	<i>Texas Core Approved</i>	3

<https://www.uthscsa.edu/academics/nursing/programs/bsn-traditional/prerequisite-courses> **Total: 60 hours**

# Course Equivalencies

To check if your credits are transferrable, use the Texas Common Course Numbering System (TCCNS): <https://tccns.org/>

- Select “Search by School”
- Select the college you currently attend
- We list our prerequisites based on TCCNS course codes. If the class you took appears on the same line as the prerequisite we require, then it fulfills our requirements.

## Check Course Compatibility

The Texas Common Course Numbering System provides its users three different ways of traversing through the common course matrix. Searching by institution allows users to view a single institution's compatible courses. Comparing institutions allows users to select two institutions at a time to check against the entire current common course matrix.

[Search by School](#)   [Compare Schools](#)   [Search by Course](#)

University of Texas at San Antonio

View **current** TCCNS compatible courses at a single institution.  
The current cycle is from Fall 2015-Summer 2016. [View other years.](#)

TCCNS Compatible Courses at University of Texas at San Antonio from Fall 2015-Summer 2016.



TCCNS Course		University of Texas at San Antonio	
Type Num	Title	Type Num	Title
ACCT 2301	Principles of Accounting I-Financial	ACC 2013	Principles Of Accounting I
ACCT 2302	Principles of Accounting II-Managerial	ACC 2033	Principles Of Accounting II
ANTH 2301	Physical Anthropology	ANT 2033	Introduction To Physical Anthropology

# Registering for the TEAS Exam

- Register for the TEAS through [www.atitesting.com](http://www.atitesting.com)
- Make sure your contact information matches on ATI and NursingCAS (same full name, email address, etc)
- We recommend registering with PSI to expedite sending your score report
- Contact ATI to send your score report to “U of TX Health Science Center San Antonio”



---


**TEAS Registration®**  
Register through



ATI at an institution

**PSI**

 [Learn More](#)  [Learn More](#)

[← Previous](#) 

---

# Taking the TEAS Exam

- We require a cumulative score of 65 or higher to be eligible to apply
- Each section is weighed equally for the cumulative score
- Study and utilize your resources to do well on each section

## Exam Sections:

Reading

English

Math

Science



# How Many Times Can I Take the TEAS?

Admissions Cycles: February 2—August 1 & August 2—February 1

Jan	Feb*	March	April	May	June	July	Aug*	Sept	Oct	Nov	Dec
-----	------	-------	-------	-----	------	------	------	------	-----	-----	-----

- Students must take the most recent version of the TEAS Exam
- Applicants may only take the TEAS once per admissions cycle
- If an applicant has taken the TEAS multiple times, we will only consider the first score taken within the most recent cycle
- If you take the TEAS and are unhappy with your score, you must wait until the next admissions cycle to retake it so that we can consider your new score

# Calculating GPA's

## Cumulative GPA

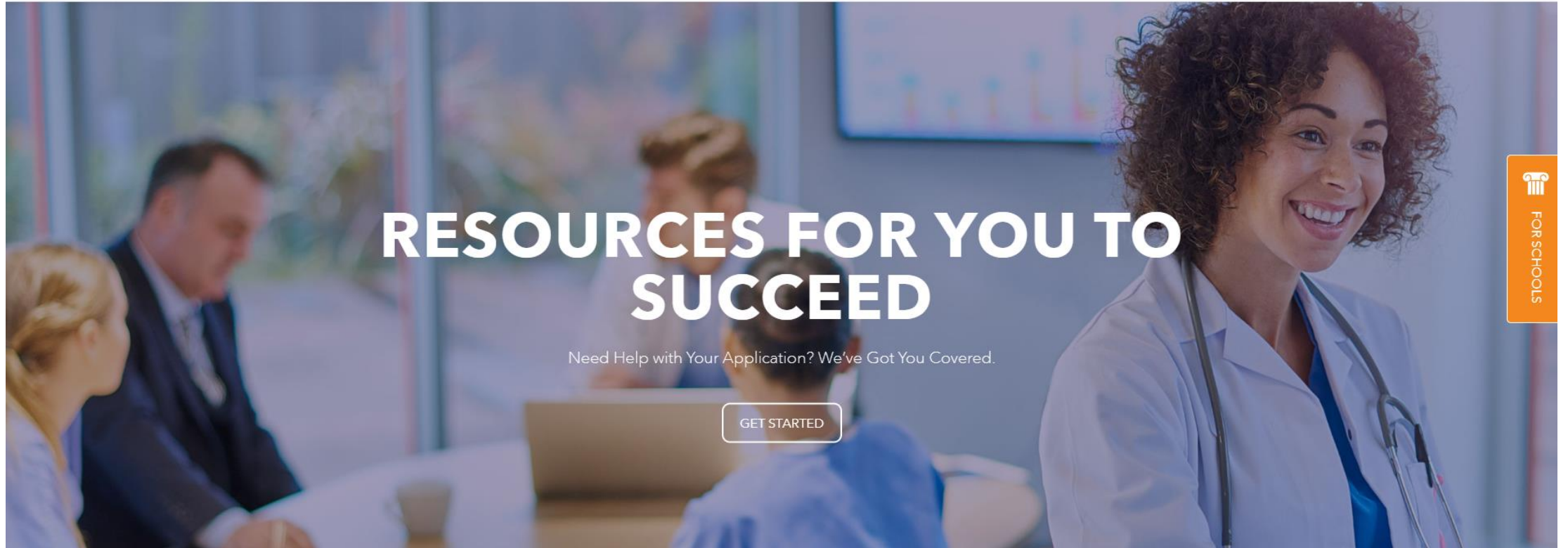
The cumulative GPA includes all college coursework you have ever taken, even if it not a prerequisite

- All attempts of repeated classes are included in the cumulative GPA
- Courses without a grade (such as withdrawals 'W' or Q-Drops 'Q') are not included in either GPA
- Minimum requirement: 2.5

## Prerequisite GPA

The prerequisite GPA is based on the full list of prerequisites that we require (all 60 hours)

- If you have retaken any prerequisites, we will use the better grade out of your first two attempts of each prerequisite
- Minimum requirement: 3.0



# RESOURCES FOR YOU TO SUCCEED

Need Help with Your Application? We've Got You Covered.

[GET STARTED](#)

  
FOR SCHOOLS

All applications are accessed through [www.NursingCAS.org](http://www.NursingCAS.org)

# Application Instructions

Step 1. Make sure you meet our admissions requirements (slide 3)

Step 2. Submit your Application and Transcripts to NursingCAS

- NursingCAS must receive an official college transcript from **all colleges** you have attended
- Your application and transcripts must be received by NursingCAS prior to the deadline (Late credentials will not be considered)

Step 3. Send your Score Reports to UT Health San Antonio

- Your TEAS Score Report must be received prior to the application deadline
- If you have received college credit through an AP, CLEP, or DANTES exam, you must also have that score report sent to UT Health San Antonio (our CollegeBoard school code is 6908)
- Late credentials will not be considered

Step 4. Check Email for Interview Offer

- Interview offers will be sent to competitive students after the deadline.
- Please check your email regularly for notices from the Office of Admissions



# Ordering Transcripts

NursingCAS must receive an official transcript from **all** U.S. colleges you have ever attended.

This includes, but is not limited to:

- **Every** community college and four-year university you have ever attended (even if those credits appear on other transcripts)
- Colleges that you earned dual credit from while you were in high school
- Graduate or professional schools you have attended

All transcripts must be received by NursingCAS by the application deadline. For assistance with sending transcripts, contact NursingCAS: <https://www.nursingcas.org/>

# Foreign Coursework

If you have attended a foreign college (including Study Abroad), your foreign credits must undergo a course-by-course evaluation by a current NACES member.

- Directory of current NACES members: <https://www.naces.org/members>
- This evaluation must be mailed directly from the credentialing agency to UT Health San Antonio:

School of Nursing, Office of Admissions  
7703 Floyd Curl Drive, Mail Code 7945  
San Antonio, Texas 78229

If you have only attended colleges outside of the United States, you must also take the TOEFL exam. Please visit our Foreign Coursework page for further guidance:

<https://www.uthscsa.edu/academics/nursing/admissions/foreign-coursework>

# Should I Apply?

## Things to consider before applying to Nursing School:

**Healthcare:** “Do I actually want to work in a healthcare setting?”

**Location:** “Am I willing to relocate to San Antonio?”

- We are a fully in-person program. Online, evening, and weekend classes are not available.

**Finances:** There are several fees associated with the application process

- Application Fee: \$45 (non-refundable) application fee made to the Office of Admissions. Accessed through the NursingCAS application
- NursingCAS Fee: Paid to NursingCAS for every application you submit
- TEAS Fee: Paid to ATI when registering for the TEAS Exam
- Seat Deposit: If you are accepted into the program, you will need to pay a \$500 seat deposit towards your tuition when you submit your intent to enroll.

"Holistic review is a university admissions strategy that assesses an applicant's unique experiences alongside traditional measures of academic achievement such as grades and test scores."

– AACN (2017)





# Admissions Decisions

- We utilize a holistic review process that factors in multiple parts of the submitted application
- Admissions decisions are based on the criteria on the right
- The admissions essay and activities form are submitted with the application to NursingCAS
- Interview offers are sent to competitive applicants after the deadline passes, and will be reviewed before final decisions are released

Prerequisite  
GPA

Cumulative  
GPA

TEAS Score

Admissions  
Essay

Activities  
Form

Interview

# BSN Application Workshop



UT Health  
San Antonio

# Contact Information

Stay in contact with these offices throughout the application process:

## **Office of Admissions**

Website: <http://nursing.uthscsa.edu>

Phone: (210) 567-0341

## **NursingCAS**

Website: <https://www.nursingcas.org/contact/>

Phone: (617) 612-2880

## **ATI Testing**

Website: [www.atitesting.com](http://www.atitesting.com)

Phone: 1-800 667-7531

# Create your NursingCAS Account

- NursingCAS is the only application needed for admission to the School of Nursing.
- Make sure your NursingCAS and ATI Testing contact information match.
- Use an email address that you check regularly. All admissions decisions and updates from the Office of Admissions will be sent via email.



The screenshot shows the NursingCAS login page. At the top right is the NursingCAS logo. The main heading is "Welcome to NursingCAS". On the left, a blue sidebar contains a "WELCOME!" message and a detailed paragraph about the application service. On the right, there is a login form with fields for "Username" and "Password", a blue "Sign In" button, and a white "Create an Account" button. Below the buttons are links for "Forgot your username or password?" and "Reapplying to NursingCAS?".

**nursing CAS**

## Welcome to NursingCAS

WELCOME!

Nursing's Centralized Application Service (NursingCAS) is an online application designed to simplify the nursing school admissions process by enabling students to apply to multiple programs with one, online application.

**ATTENTION:** If you need to apply to a program with a deadline between now and September 15 that is still listed on the 2017-2018 application, then [click here](#) to access last cycle's application. All other applicants should login through this page using the 2018-2019 application. To log into the application you can create a new account. Or if you already have a NursingCAS account use the [re-applicant](#) feature to login with your credentials from last cycle.

Sign in with your username and password below. First time here? Select Create an Account to get started.

**Sign In**

**Create an Account**

[Forgot your username or password?](#)

[Reapplying to NursingCAS?](#)

# My Application



This dashboard is your application home providing access to each part of the application you need to complete and a high level overview of your progress.

**My Program Selections** 2

HAVE UPCOMING DEADLINES	READY TO SUBMIT
0	0


[Manage My Programs](#)

**Latest Notifications**

-  NursingCAS application – deadline reminder 03/25/2015 [>](#)
-  NursingCAS application – deadline reminder 03/25/2015 [>](#)

[View My Notifications](#)

## Personal Information




## Academic History



## Supporting Information



## Program Materials



# NursingCAS Application

# Transcript Entry

Colleges Attended ✓

Transcript Entry

Standardized Tests

Diploma In Nursing

Fall August 2006 - Spring May 2010 Semester System

Fall 2007 Freshman

Save Cancel

Enter your courses first. After you enter all courses, you will start Transcript Review where you will be asked to identify courses that are Repeated, Advanced Placement, Other Tests, Honors, and Study Abroad. ✕


COURSE CODE	COURSE TITLE	SUBJECT	CREDITS	GRADE	CAS GRADE	
ENGL 1301	English Composi	English	3	A	A	Save
Examples: BIO 101	Introduction to Biology	Biology	4	85 or B	85 or B	Cancel

- Under Academic History, you will be asked to enter all college coursework you have taken (this is called Transcript Entry).
- Your goal is to have your Transcript Entry section match your college transcripts exactly.
- Please watch this helpful tutorial made by NursingCAS for assistance with this section: <https://www.youtube.com/watch?v=Pb12C0YWubg>

# Program Materials

The Program Materials section is where you will find parts of the application specific to UT Health San Antonio.

- **Home:** Here you will be reminded of our admissions requirements.
- **Documents:** This is where you will find the Activities Form. Print the form, write on it by hand, scan it as a PDF and then upload it to this section.
- **Questions:** This is where you will submit your admissions essay, pay the School of Nursing Application fee, and answer other application questions.



## Documents

### ACTIVITIES FORM

The UT Health San Antonio School of Nursing Office of Admissions now allows the opportunity for nursing applicants to share their past experiences with the review committee. These experiences may be reviewed by the committee when considering Nursing School applicants for admission into the Nursing program.

\* Download the Activities form here: [https://www.uthscsa.edu/sites/default/files/2018/activities\\_form\\_updated\\_march\\_2020.pdf](https://www.uthscsa.edu/sites/default/files/2018/activities_form_updated_march_2020.pdf)

\* Print the Activities Form

\* Write your information on the form by hand. Do not type your information as changes may not be saved.

\* Only include information AFTER high school.

\* Only use the space provided on this form.

\* Scan the form as a PDF and submit it using the "Add Document" button.

# Activities Form Tips

- Do not list activities from high school or earlier. We will only consider activities performed at the collegiate level or as a working adult.
- Do not list personal responsibilities such as taking care of children or a sick family member. Those types of activities should be discussed in the essay.
- No section is weighed more heavily than another. It is okay to have one section filled, but another section empty.
- You are limited to 5 lines per section—do not exceed that limit.
- For hours per week, put the reasonable amount of hours you schedule for yourself in a normal week.

Name: \_\_\_\_\_ Email: \_\_\_\_\_ Date of Birth: \_\_\_\_\_

**Extracurricular Activities:**

Organization Name	Your Position/Title	Were you elected for this position?	Level (regional, local, etc)	Description of Activities	Hours of Activity per Week	Weeks of Activity per Year
Example: Debate Club	Committee Chair	Yes	School	Hosted Speech Tournaments	6	32

**Community or Volunteer Service:**

Service Organization Name	Description of Service	Start Date	End Date	Total Hours
Example: Hospital	Helped nurses with clerical tasks, visited patients	May 2016	May 2017	120

**Talents, Awards, & Honors:**

Name of Award/Honor/Distinction	Description of Achievement	Sponsor	Level (regional, local, etc)	Date Received
Example: Student Employee of the Year	Recognized for leadership and risk management skills	Student Employment Office	University	May 2017

**Employment, Internships, & Summer Activities:**

Name of Employer/Sponsor	Your Role/Title	Start Date	End Date	Hours of Activity per Week
Example: Grocery Store	Cashier: sacked groceries, assisted customers	June 2015	March 2017	20

Note: The form may change in appearance when you apply.





# Essay Tips

- Edit your essay in Microsoft Word/Google Docs; do not start writing the essay in the NursingCAS editor.
- Writing is rewriting.
- Answer the prompt. Your essay should cover a topic not found in the rest of your application.
- If you write about a challenge or hardship, it should be used to explain gaps in your application (low GPA, lack of extracurricular activities).
- **Explain the impact;** describe the importance and relevance of your experiences.
- Let other people proofread and edit your essay.
- There is a character limit; make sure every word is being used effectively.

## Current Essay Prompt:

There may be personal information that you want considered as part of your admissions application. Write an essay describing that information. You might include exceptional hardships, challenges, or opportunities that have shaped or impacted your abilities or academic credentials, personal responsibilities, exceptional achievements or talents, educational goals, or ways in which you might contribute to an institution committed to creating a diverse learning environment.

**Limit: 3000 characters**

Note: The essay prompt and character limit may change when you apply.

# Submitting the Application

**My Application**  
This dashboard is your application home providing access to each part of the application you need to complete and a high level overview of your progress.

**My Program Selections** ⓘ

HAVE UPCOMING DEADLINES: 0  
READY TO SUBMIT: 1

**Manage My Programs**

**Latest Notifications**

- NursingCAS application – deadline reminder 03/25/2015 >
- NursingCAS application – deadline reminder 03/25/2015 >

**View My Notifications**

**Full Programs List** | **My Program Selections** ⓘ | **Program Status**

Review your program selections here, check on status of individual program tasks, and pay for your programs selections.

Once your application is submitted, no changes or refunds can be made.

1 PROGRAMS SELECTED | \$45 TOTAL FEES | **Pay For My Programs**

Sort By: **Deadline**

**MY PROGRAM SELECTIONS**

The University of Texas Health Science Center San Antonio

Accelerated Bachelor of Science in Nursing | Deadline 12/15/2015

**Pay and Submit this Program**

- After you have completed the four sections, select “Manage My Programs”
- Then select “Pay and Submit this Program” to pay the NursingCAS fee and submit your application.

# Interview Tips

Note: The interview occurs after the application deadline passes. Competitive applicants will be contacted by the Office of Admissions to participate in the online interview process.

- The online interview service allows you to do a practice recording before you start the actual interview. Do the practice recording as a warm-up to make sure you are ready.
- Put away all pets, phones, and distractions before starting.
- Start the interview in a closed environment with no interruptions—use a private study space or office with a closed door.
- Be mindful of the room’s lighting and background noise.
- Avoid verbal fillers (“umm”, “like”) and be mindful of body language (slouching, rolling eyes, crossed arms).
- Think of good stories to tell that reflect your best self.

# Contact the Office of Admissions:

Contact Us Form:

<https://www.uthscsa.edu/academics/nursing/about/request-info>

Phone:

(210) 567-0341

