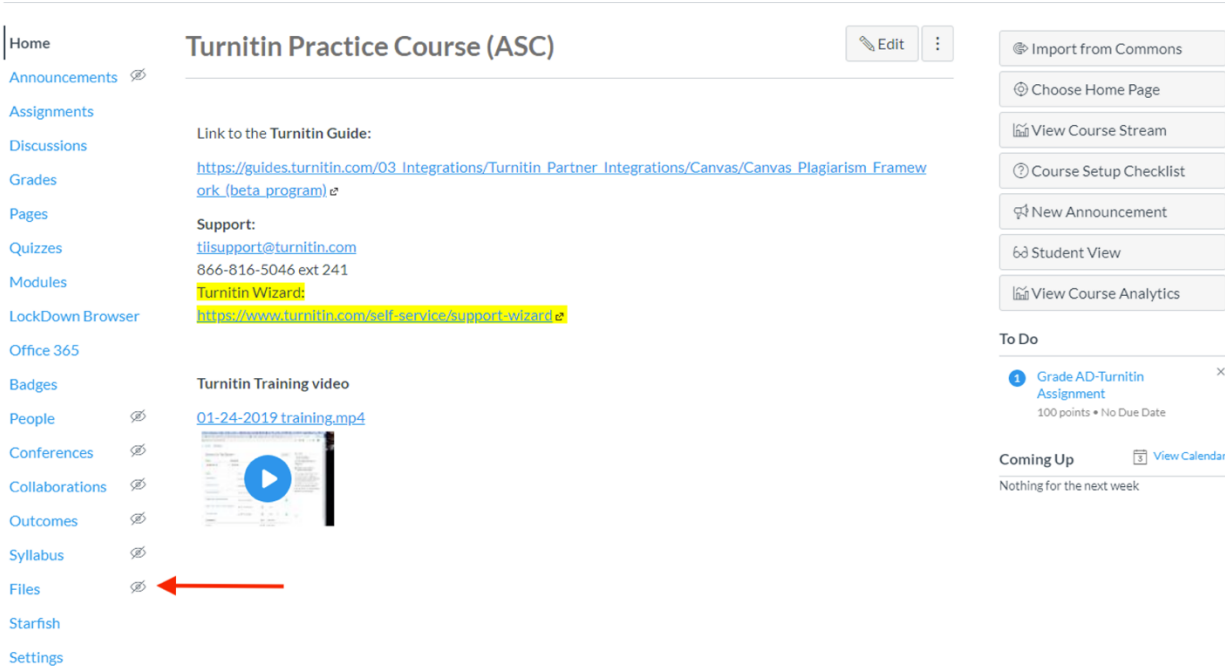
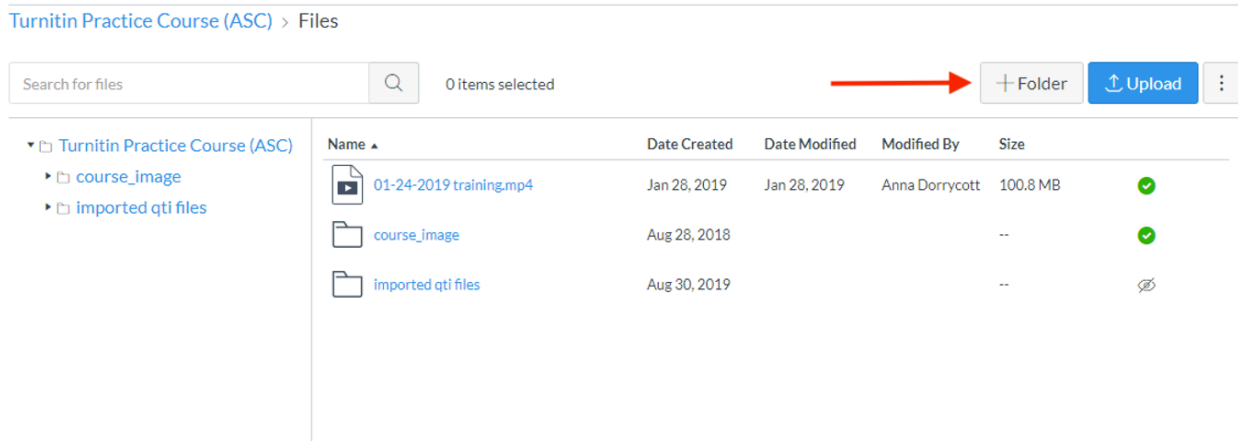


Create a file on your computer and upload to Canvas files:

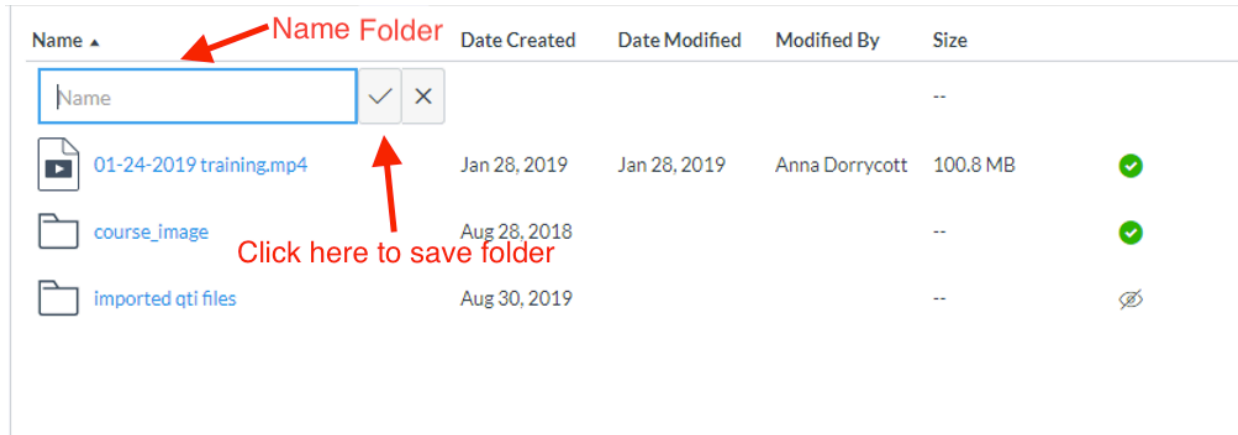
- 1- Download files from faculty into a folder on your desktop
- 2- Open files in Canvas



- 3- Create a new folder by clicking on the +folder button



- 4- Name the folder, to save the folder hit the enter key



5- Click new folder to open it. Click blue Upload button to add files from desktop folder to the Canvas folder.

Turnitin Practice Course (ASC) > Files > GSBS Test

Search for files 0 items selected + Folder Upload ⋮

Name	Date Created	Date Modified	Modified By	Size
This folder is empty				

Turnitin Practice Course (ASC)
└─ course_image
└─ GSBS Test
└─ imported qti files

Click upload to add course files

Create a Module in Canvas and add files

1- Open the modules tab

Home Edit ⋮

Turnitin Practice Course (ASC)

Announcements 🔗

Assignments

Discussions

Grades

Pages

Quizzes

Modules ←

LockDown Browser

Office 365

Badges

People 🔗

Conferences 🔗

Collaborations 🔗

Outcomes 🔗

Syllabus 🔗

Files 🔗

Starfish

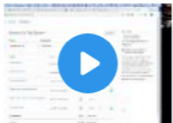
Settings

Link to the **Turnitin Guide**:

[https://guides.turnitin.com/03_Integrations/Turnitin_Partner_Integrations/Canvas/Canvas_Plagiarism_Framework_\(beta_program\)](https://guides.turnitin.com/03_Integrations/Turnitin_Partner_Integrations/Canvas/Canvas_Plagiarism_Framework_(beta_program))

Support:
tiisupport@turnitin.com
866-816-5046 ext 241
Turnitin Wizard:
<https://www.turnitin.com/self-service/support-wizard>

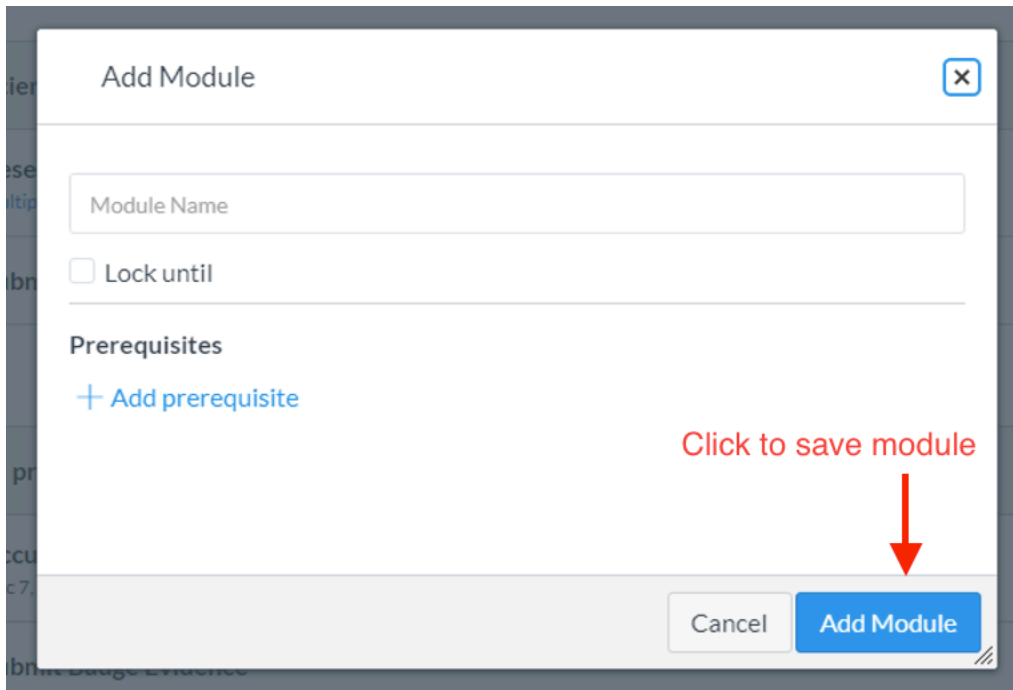
Turnitin Training video
[01-24-2019 training.mp4](#)




2- Blue +module button to create a new module



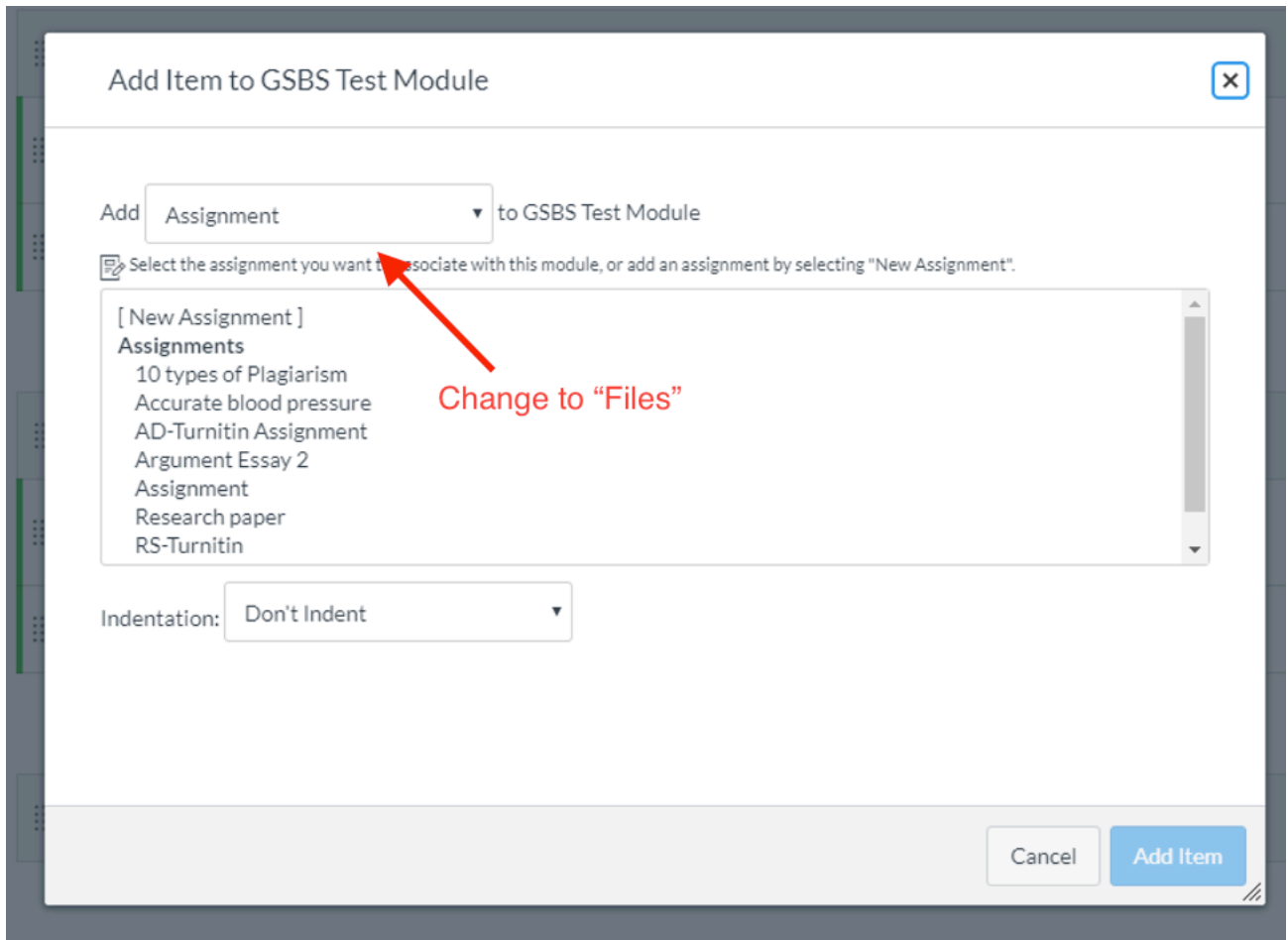
3- On the Add Module pop up, name the module and click blue "Add Module" button on the lower right hand corner to save module.



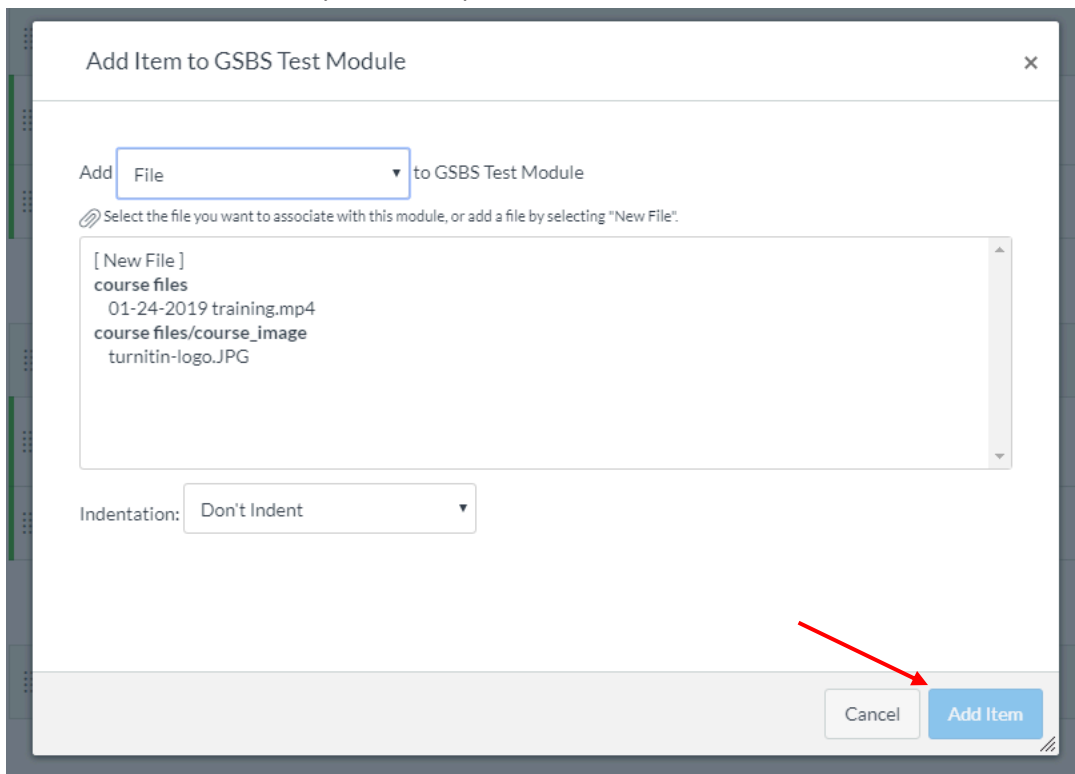
4- On the new module line, click the + button to open a drop down



5- Change "Add Assignment" to "Add Files"



6- Select the list of files from your desktop and Click blue add button



7- You must click the circle at the top to publish the module

☰ ▾ GSBS Test Module Not published, not seen by students → + ⋮

☰ ▾ GSBS Test Module Published and visible to students → + ⋮