



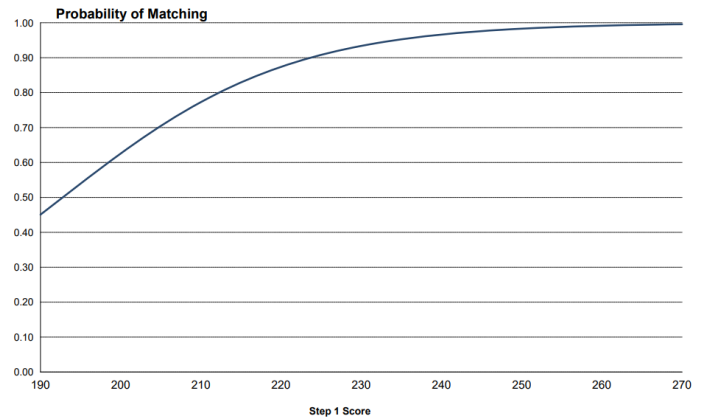
Applying to Diagnostic Radiology Quick Facts

Data from 2018 NRMP Match

Matched Applicants Statistics

- Mean USMLE Step 1 Score 240
- Mean USMLE Step 2 Score 249
- Percent AOA Membership – 15.8
- Percent who have another graduate degree – 16.8
- Mean number of abstracts, presentations, and publications – 6
- Mean number of research experiences – 3.7
- Mean number of work experiences – 2.9
- Mean number of volunteer experiences – 6.4

Graph DR-2 Probability of U.S. Allopathic Seniors Matching to Preferred Specialty by USMLE Step 1 Score
Diagnostic Radiology



Source: NRMP Data Warehouse. Note: Probabilities calculated based on 2016-2018 applicants.
Copyright ©2018 NRMP. Reproduction prohibited without the written permission of the NRMP.

Charting Outcomes in the Match:
U.S. Allopathic Seniors, 2018

Chart DR-3 USMLE Step 1 Scores of U.S. Allopathic Seniors
Diagnostic Radiology

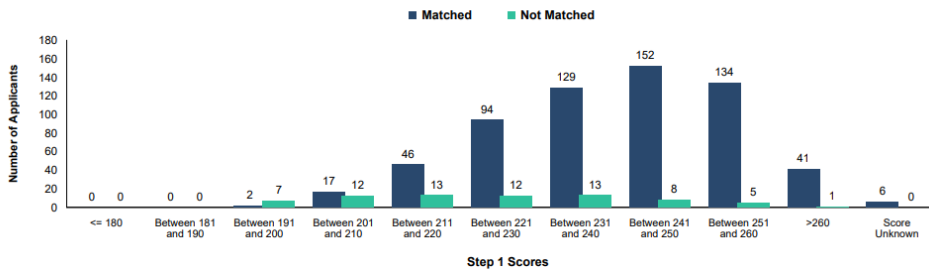
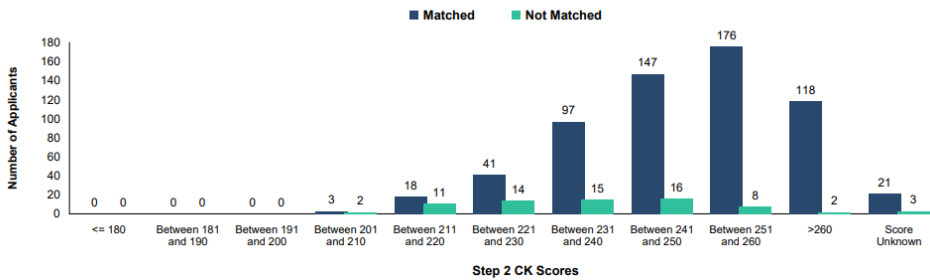


Chart DR-4 USMLE Step 2 CK Scores of U.S. Allopathic Seniors
Diagnostic Radiology



LSOM Specialty Contact:

Venkata Katabathina, M.D., Residency Program Director, katabathina@uthscsa.edu