



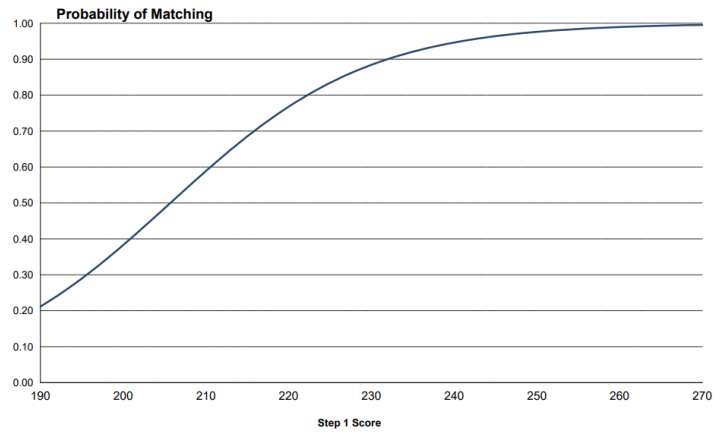
Applying to General Surgery Quick Facts

Data from 2018 NRMP Match

Matched Applicants Statistics

- Mean USMLE Step 1 Score 236
- Mean USMLE Step 2 Score 248
- Percent AOA Membership – 18.7
- Percent who have another graduate degree – 18.7
- Mean number of abstracts, presentations, and publications – 6.2
- Mean number of research experiences – 3.6
- Mean number of work experiences – 3.2
- Mean number of volunteer experiences – 7

Graph GS-2 Probability of U.S. Allopathic Seniors Matching to Preferred Specialty by USMLE Step 1 Score
General Surgery



Source: NRMP Data Warehouse. Note: Probabilities calculated based on 2016-2018 applicants.
Copyright ©2018 NRMP. Reproduction prohibited without the written permission of the NRMP. 77
Charting Outcomes in the Match: U.S. Allopathic Seniors, 2018

Chart GS-3 USMLE Step 1 Scores of U.S. Allopathic Seniors
General Surgery

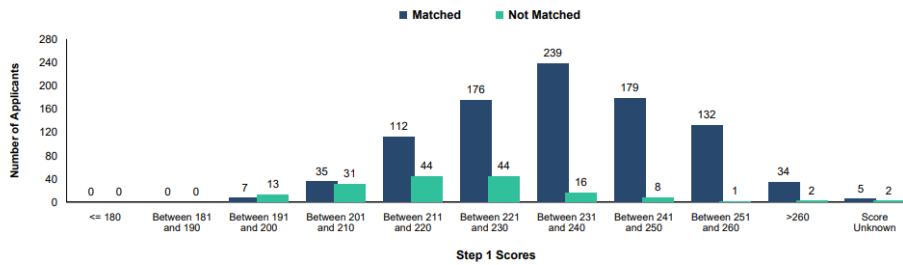
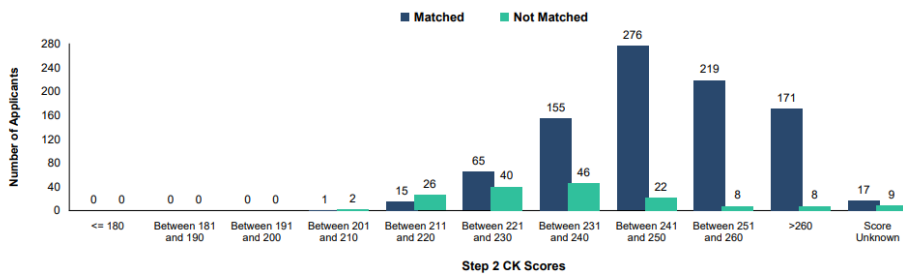


Chart GS-4 USMLE Step 2 CK Scores of U.S. Allopathic Seniors
General Surgery



LSOM Specialty Contact:

Patrick Nguyen, M.D., Clerkship Director, nguyenp1@uthscsa.edu