



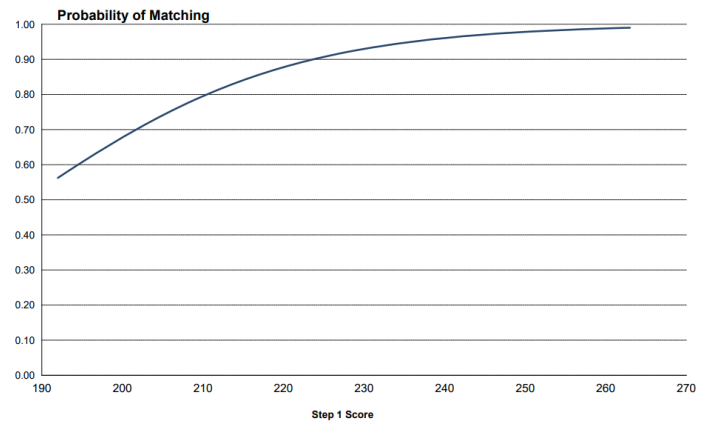
# Applying to Physical Medicine and Rehabilitation: Quick Facts

## Data from 2018 NRMP Match

### Matched Applicants Statistics

- Mean USMLE Step 1 Score 225
- Mean USMLE Step 2 Score 239
- Percent AOA Membership – 5.3
- Percent who have another graduate degree – 14.8
- Mean number of abstracts, presentations, and publications – 4.2
- Mean number of research experiences – 2.9
- Mean number of work experiences – 3.4
- Mean number of volunteer experiences – 7.8

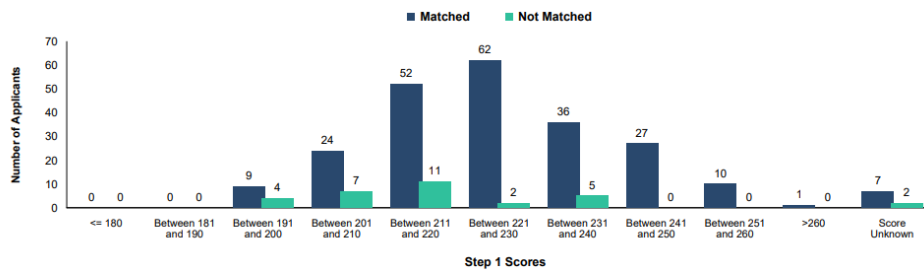
**Graph PM-2** Probability of U.S. Allopathic Seniors Matching to Preferred Specialty by USMLE Step 1 Score  
*Physical Medicine and Rehabilitation*



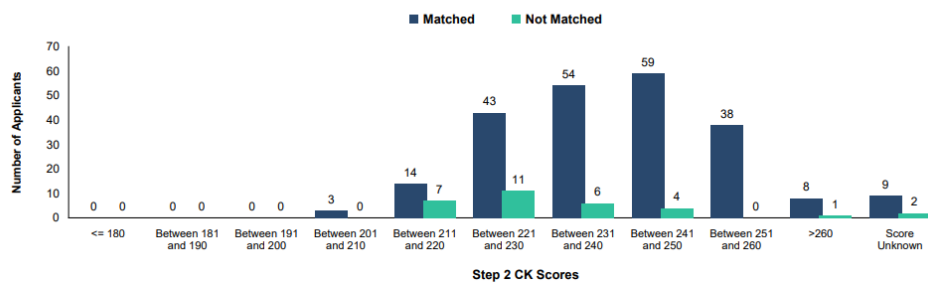
Source: NRMP Data Warehouse. Note: Probabilities calculated based on 2016-2018 applicants.  
Copyright ©2018 NRMP. Reproduction prohibited without the written permission of the NRMP. 176

Charting Outcomes in the Match:  
U.S. Allopathic Seniors, 2018

**Chart PM-3** USMLE Step 1 Scores of U.S. Allopathic Seniors  
*Physical Medicine and Rehabilitation*



**Chart PM-4** USMLE Step 2 CK Scores of U.S. Allopathic Seniors  
*Physical Medicine and Rehabilitation*



### LSOM Specialty Contact:

Derrick Allred, M.D., Assistant Clinical Professor, [allredd3@uthscsa.edu](mailto:allredd3@uthscsa.edu)