



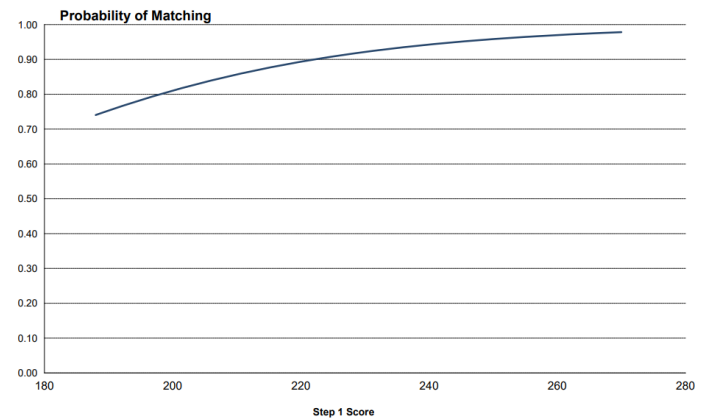
# Applying to Psychiatry Quick Facts

## Data from 2018 NRMP Match

### Matched Applicants Statistics

- Mean USMLE Step 1 Score 226
- Mean USMLE Step 2 Score 239
- Percent AOA Membership – 6.8
- Percent who have another graduate degree – 18.1
- Mean number of abstracts, presentations, and publications – 4.8
- Mean number of research experiences – 2.8
- Mean number of work experiences – 3.3
- Mean number of volunteer experiences – 7

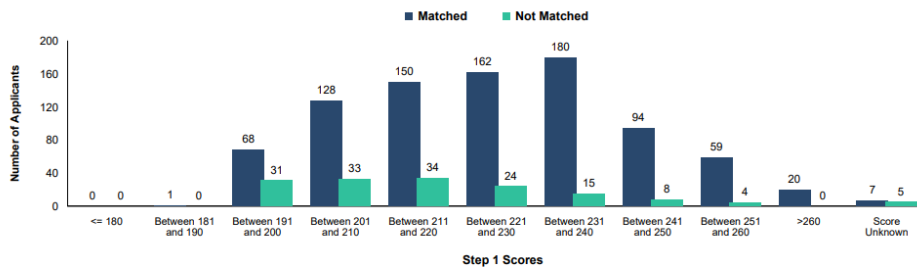
**Graph P-2** Probability of U.S. Allopathic Seniors Matching to Preferred Specialty by USMLE Step 1 Score  
*Psychiatry*



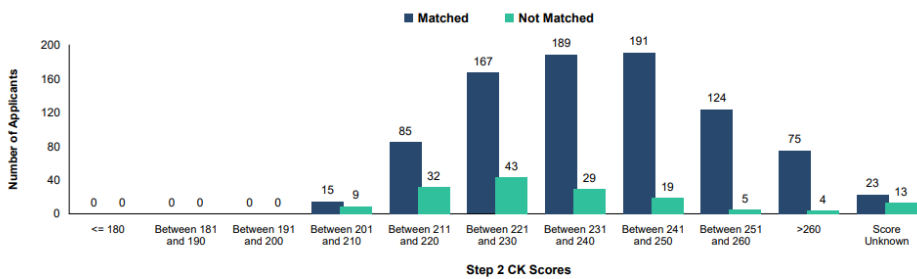
Source: NRMP Data Warehouse. Note: Probabilities calculated based on 2016-2018 applicants.  
Copyright ©2018 NRMP. Reproduction prohibited without the written permission of the NRMP.

Charting Outcomes in the Match:  
U.S. Allopathic Seniors, 2018

**Chart P-3** USMLE Step 1 Scores of U.S. Allopathic Seniors  
*Psychiatry*



**Chart P-4** USMLE Step 2 CK Scores of U.S. Allopathic Seniors  
*Psychiatry*



### LSOM Specialty Contact:

Brenda Talley, M.D., Clerkship Director, [talley@uthscsa.edu](mailto:talley@uthscsa.edu)