



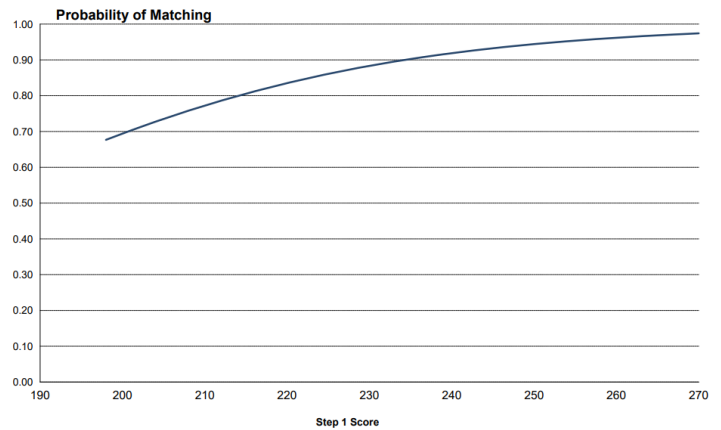
Applying to Radiation Oncology Quick Facts

Data from 2018 NRMP Match

Matched Applicants Statistics

- Mean USMLE Step 1 Score 247
- Mean USMLE Step 2 Score 253
- Percent AOA Membership – 35.2
- Percent who have another graduate degree – 19.2
- Mean number of abstracts, presentations, and publications – 15.6
- Mean number of research experiences – 6.1
- Mean number of work experiences – 3
- Mean number of volunteer experiences – 6.6

Graph RO-2 Probability of U.S. Allopathic Seniors Matching to Preferred Specialty by USMLE Step 1 Score Radiation Oncology



Source: NRMP Data Warehouse. Note: Probabilities calculated based on 2016-2018 applicants.
 Copyright ©2018 NRMP. Reproduction prohibited without the written permission of the NRMP. 203
 Charting Outcomes in the Match: U.S. Allopathic Seniors, 2018

Chart RO-3 USMLE Step 1 Scores of U.S. Allopathic Seniors Radiation Oncology

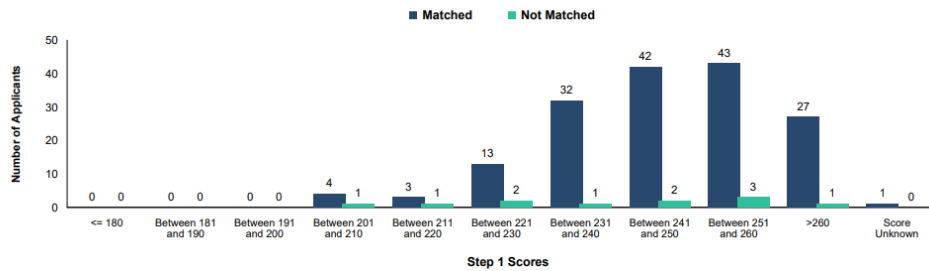
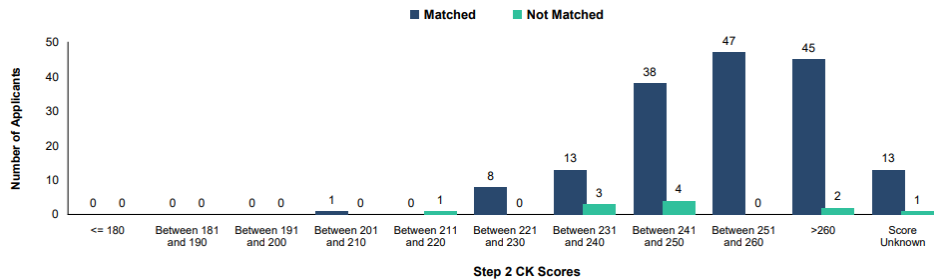


Chart RO-4 USMLE Step 2 CK Scores of U.S. Allopathic Seniors Radiation Oncology



LSOM Specialty Contact:

Tim Wagner, M.D., Associate Clinical Professor, wagnert@uthscsa.edu